



# WATERMARK MONITOR

## AUTOMATIC SOIL MOISTURE DATA RECORDER

The Watermark Monitor is a Data-Logger which automatically takes soil moisture readings. This reading history provides you with a vivid picture of the soil moisture profile your irrigation practices have created. This data can be evaluated to determine ways to improve the irrigation scheduling for optimum results. Individual Watermark sensor readings display on the Monitor and can be taken at any time manually. This In-Field display allows you to make on the spot checks as necessary for scheduling purposes while the Monitor is taking periodic readings to record the performance history.

- Automatically Reads Sensors
- 8 Sensor Capacity
- Reading Frequency from Every Minute to Every Day
-  **WATERGRAPH Software Included**

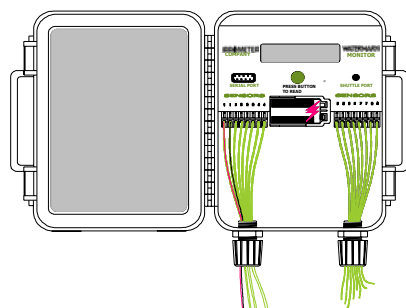


- In-Field Display of Current Reading
- Download History to a Computer
- Outdoor Mount
- 9 Volt Battery Included
- Complete with 8 Sensors  
( 1 Temperature & 7 Watermarks)

Record soil moisture, soil temperature and/or switch position for an accurate record of the performance of your irrigation schedule. Irrrometer® switching pressure gauges are used as switch position sensors to indicate when the system pressure is on and off to display the irrigation events. Temperature compensation of the soil moisture reading is automatic by using one or more temperature sensors or programming a default value.

Spring-loaded terminal strips are provided for sensor connections, which allow for easy installation and never need tightening. Included wire entry strain relief connectors keep enclosure sealed and retain wires.

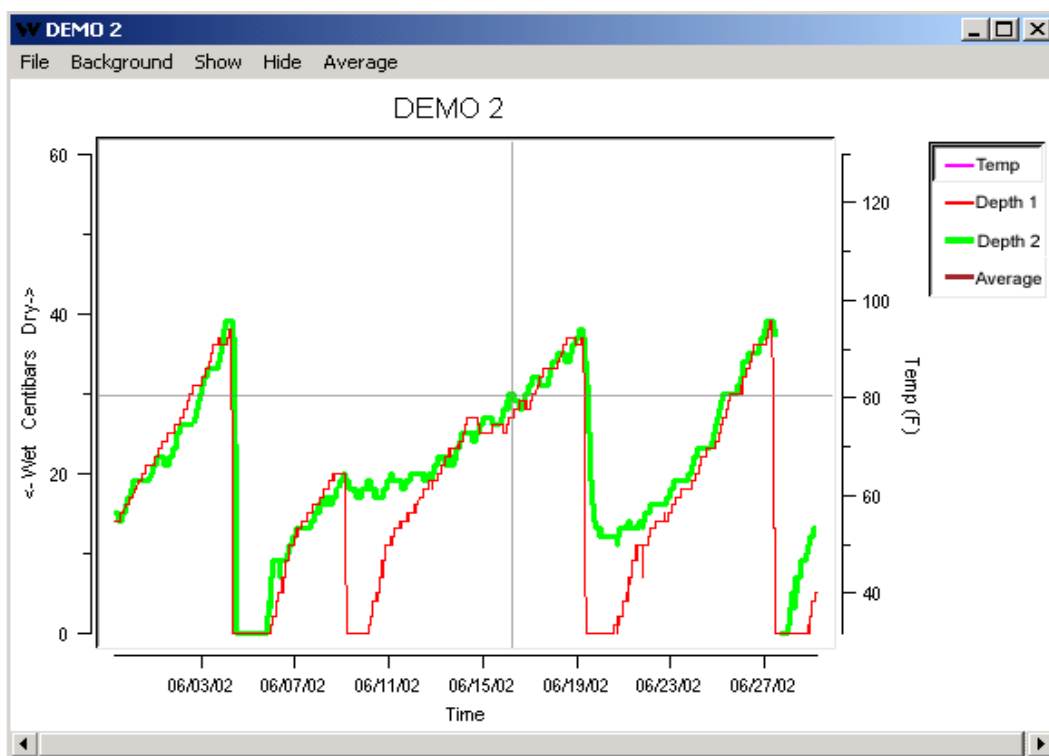
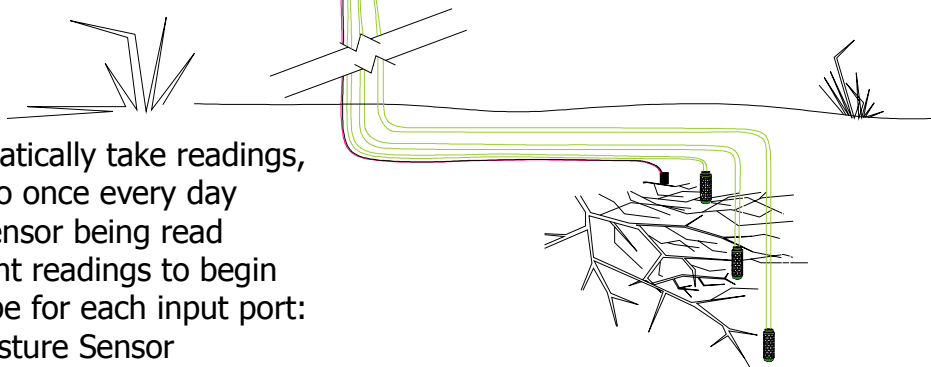
The press of a button gives instant display of current field conditions. The date, time, battery status, number of readings stored in memory and individual sensor values are displayed.



Monitor easily mounts in the field. Sensors are placed in the root zone at depths where monitoring is desired. Sensor wiring can be extended to any length.

The Watermark Monitor is user programmed for the individual characteristics of the site to be monitored:

- A unique location name
- The time interval to automatically take readings, from once every minute to once every day
- A unique name for each sensor being read
- The date and time you want readings to begin
- The selection of sensor type for each input port:
  - Watermark Soil Moisture Sensor
  - Temperature Sensor in Fahrenheit
  - Temperature Sensor in Centigrade
  - Switch Position
  - Off



Stored readings are downloaded to a computer for display, as in this sample. Other display options are available.

The **WaterGraph** software, included with the Watermark Monitor, is used to set up your individual site profile, launch the data-logger, download recorded history and graphically display the results.

The data file created can also be opened by some spreadsheet or graphing programs, like Microsoft Excel®.